

absolute^{3d}
museum grade products

PRODUCT BROCHURE 2024

MUSEUM-GRADE, FOR ALL ENVIRONMENTS

Whilst we are known globally for our high-specification museum and gallery equipment, our product solutions can be deployed in a variety of other settings, such as pictured here at the Goodwood Festival of Speed, protecting vehicle displays. Other settings frequently using our systems include commercial offices, education and healthcare facilities, heritage properties, palaces, retail and hospitality.





INTRODUCING — Sam Sprague, Managing Director & Product Designer.

WELCOME A MESSAGE FROM SAM

In 2023 Absolute reached a rather glorious milestone; our thirtieth anniversary.

Three decades of getting to work with some of the world's finest institutions, helping them to protect, display, explain and store some of the world's most culturally significant and valuable artworks and artifacts. For myself and Jon, co-founders of Absolute, there is no greater honour.

What started in the early 90's with designing products to meet the needs of the Whitechapel and Tate Galleries, has snowballed into Absolute being the go-to choice of museum professionals and institutions across the globe, from the Met in New York, Chateau de Versailles in France to the Louvre Abu Dhabi.

Over the years we have fine-tuned our product solutions and expanded our collection based on the needs of

the curators, technicians, conservators, designers and installers we work with, though the grounding design principles from which we work have remained constant. Those are; to make timeless, high-specification, user-friendly, unobtrusive and long-lasting products that maximise visitor experience and minimise distraction from the artworks and artifacts to which they are the supporting cast.

This brochure includes an overview of our product collection today, along with QR codes on each page that will take you to the website for more detailed information.

Please do get in touch with us if you have any questions, or would like advice relating to a specific project.

Sam
Managing Director & Product Designer

CONTENTS

PROTECTIVE BARRIERS	8	<u>Shelf Edge Label Holder</u>	36
<u>Choosing a Barrier Explainer</u>	10	<u>Pinnacle Label Holder</u>	37
<u>Freestanding Barrier 400mm/1000mm</u>	12	<u>Information Stand</u>	38
<u>Surface Mounted Barrier</u>	16	<u>Reader Rail</u>	39
<u>Floor Socket Barrier</u>	17	<u>Bespoke Labelling Solutions</u>	41
<u>Essential Freestanding Barrier 400mm/900mm</u>	18		
<u>Essential Surface Mounted Barrier</u>	20	ART HANGING SYSTEMS	42
<u>Protective Barrier Accessories</u>	21	<u>Track Hanging Systems Explainer</u>	44
<u>Bespoke Barrier Solutions</u>	22	<u>Flush Mount Track (Rail)</u>	47
		<u>H Track (Rail)</u>	48
DIRECTIONAL BARRIERS	24	<u>T Track (Rail)</u>	50
<u>Q Barrier Freestanding</u>	26	<u>C Track (Rail)</u>	51
<u>Q Barrier Surface Mounted</u>	27	<u>Panel Clip Hanging System</u>	52
<u>Q Barrier Floor Socket</u>	28	<u>Hanging Sets</u>	53
<u>Directional Barriers Accessories</u>	29	<u>Ryman Hanger Collection</u>	55
		<u>Link Hanger</u>	58
LABELLING & SIGNAGE	30	<u>Chain Hanger</u>	60
<u>Label Holder</u>	32	<u>L Bracket</u>	61
<u>Freestanding Label Holder</u>	34	<u>Storage Hook</u>	62
<u>Display Case Label Holder</u>	35		

We design and manufacture our products, allowing us to maintain the highest levels of quality and adapt our standard products to offer bespoke finishes as well as create bespoke solutions.

OUR MISSION

We support the individuals and institutions responsible for preserving and displaying the artworks and artifacts that make up our shared heritage and culture.

Absolute's mission remains steadfast; To support the work of curators, conservators, technicians, collection managers and designers in preserving and displaying the artworks and artifacts that make up our shared heritage and culture.

We believe artworks and artifacts deserve to be on display and enjoyed by as many people as possible, in a way that best protects and safeguards the piece, whilst delighting the viewer with the most uninterrupted experience possible.

Inspired by this, we design and manufacture products

that help display, protect and explain artworks and exhibits as well as direct and inform visitors.

We are proud to offer much more than just our product collection, offering advice and guidance to architects, designers, installers, collection managers and curators as part of their projects.

Whilst we work primarily within the cultural sector, our product solutions are used around the world by businesses and organisations of all kinds, from commercial offices, restaurants, cruise lines and hotels to airports and hospitals.



PROTECTIVE BARRIERS

CREATING BOUNDARIES & PROTECTING EXHIBITS

Our sleek and subtle barriers offer the perfect solution to quietly protect displays and guide visitors. Our barriers are designed to suit different environments and types of flooring, as well as permanent or temporary installations.

All of our barriers are multi-purpose and can be easily adapted to carry information via our Signage Plates, helping with responsible budgeting, keeping exhibition spaces clutter-free and mimimising distraction from the exhibits.

Whilst browsing, keep in mind that **our barriers can be made to meet bespoke requirements**. Frequent customisations include powder coating to a specific RAL colour, or producing barriers in a custom height. We also design and produce completely custom barrier systems, examples can be seen on pages 22 and 23.

SOLUTIONS

Freestanding Barrier 400mm & 1000mm

Surface Mounted Barrier

Floor Socket Barrier

Essentials Freestanding Barrier 400mm & 900mm

Essentials Surface Mounted Barrier

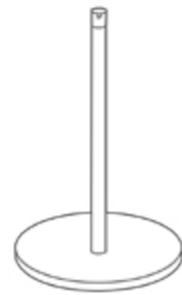
Barrier Accessories & Modular Signage Extras



Clean, modern and unobtrusive, our Freestanding Barrier is the original gallery barrier and has become an industry standard for discreet protection.

01 | SELECT YOUR PORTABILITY

Depending on the permanence of your installation, the required flexibility and the floor surface the barriers will be used with or fixed to, we have three options:



Freestanding Barriers

The most flexible, you can pick these up and put them wherever you like, whenever you like. Great for temporary exhibitions or multi-use spaces.



Surface Mounted Barriers

Attach to the floor via screws inserted from above, with a cover plate that neatly hides the fixings. Great for plinths and wooden surfaces.



Floor Socket Barriers

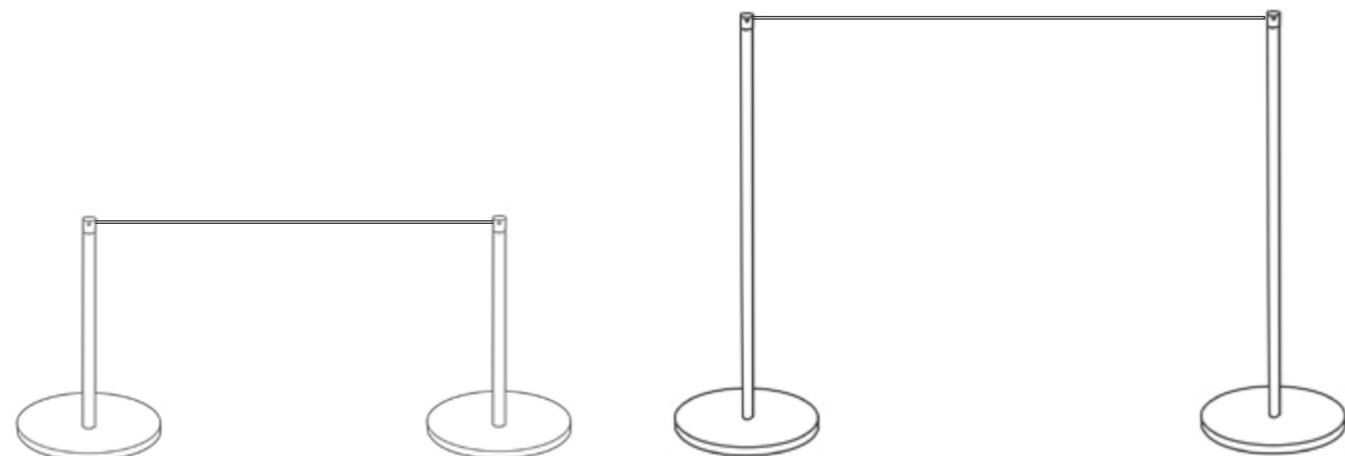
The most permanent and discreet option. A socket is fitted into the floor, and the upright inserts into the socket. Great for plinths and stone surfaces.

02 | SELECT YOUR HEIGHT

For exhibition spaces our low height barriers are the most popular choice and an industry staple, used by institutions across the world including the Tate Museums, MoMA, the Louvre and many more.

In some settings or for some exhibitions, tall barriers offer a more obvious boundary line, such as very busy areas, or where the distance between boundary and artwork is greater.

In other instances, a bespoke height might be preferred. A mid-height option at around 600mm is a size we often make for our clients. Because we manufacture everything ourselves, we can produce our uprights in any height up to 1000mm, please contact us to discuss if you think a bespoke height might better suit your needs.



03 | SELECT YOUR COLOUR

Our core collection of barriers is available off-the-shelf in Stainless Steel, Black, White and Grey. These neutral colours have been selected intentionally to allow them to blend in and ensure the artwork remains the hero of the setting. Of course, certain displays may require a bolder approach, in which case we can manufacture our products in any RAL colour of your choosing.

Different colours suit different environments better, for example Stainless Steel and White generally suit more modern gallery spaces, whereas Black lends itself to heritage environments and is popular for use in listed or historic houses. Grey tends to be a good all-rounder, blending neatly into most spaces.



04 | SELECT YOUR CORD & (IF NEEDED) WALL TERMINATORS

You will need to draw the boundary line using Elasticated Cord, and decide whether you wish to fully seal the protective envelope around your artworks by terminating your barriers at the wall, using Wall Terminators.

Wall terminators offer a neat finish and visually communicate that the space between the barriers and artworks is not to be entered.

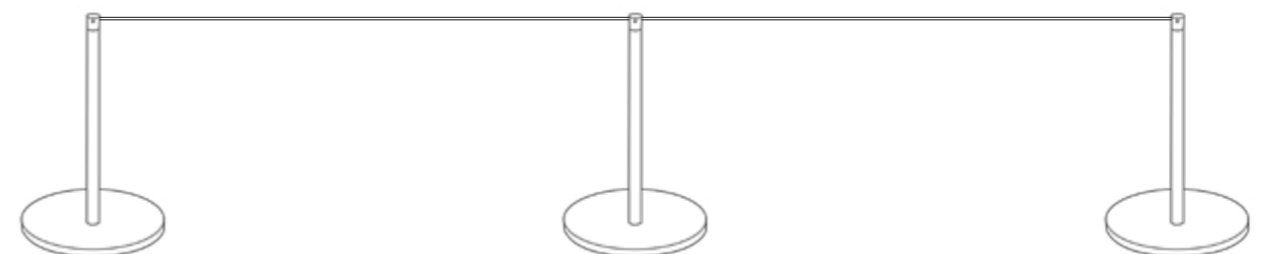
When choosing your Elasticated Cord colour, focus on how obvious you wish the boundary line to be. Grey and Black are our most popular cord colours, but Red and Yellow have their place when a clearer or more eye-catching line needs to be drawn. Bespoke colours are also available, please contact us.



05 | WORK OUT HOW MANY YOU NEED

Finally, you need to determine what quantity of barriers you will need. For Freestanding Barriers, we recommend a maximum distance of 1.5-2m between each barrier. For Surface Mounted or Floor Socket Barriers you can go slightly wider, and so we recommend no more than 2-2.5m between each barrier. Whatever the gap between barriers you choose, for the neatest finish it is vital to keep the distance consistent.

Lastly, where space allows, we advise placing barriers at least 900mm away from the artwork; a sufficient distance to deter accidental contact.



FREESTANDING BARRIER

Now an industry standard in major museums and galleries worldwide, the Freestanding Barrier is designed to seamlessly blend into exhibition and gallery environments of all types, whilst discreetly reminding visitors not to touch.

The stable, steel base and upright supports an Elasticated Cord which connects the barriers and draws a straight line in the air, blending with the architecture of the building and ensuring that the artwork is the object of attention.

If choosing to define the protected space more sharply, the Elasticated Cord is available in Red, Yellow, White and Black, highlighting the boundary of the exhibit. For most uses, Grey is a popular choice to create a subtle boundary line.

Our Freestanding Barriers have modular accessories such as Wall Terminators that allow clean tie-backs direct to the wall, and Signage Adaptors that, when used with our Label Holders, transform the barriers into an informative point.



FEATURED

Le Louvre, Paris, France.

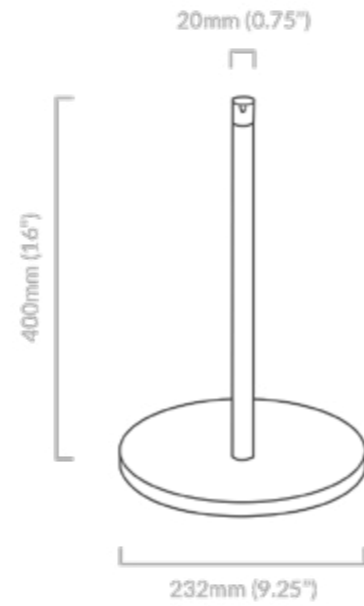


FEATURED — Above: Oxford Natural History Museum, UK. Below: High Museum of Art, Atlanta, USA.



**PRODUCT SPECIFICATION -
FREESTANDING BARRIER 400MM**

- Function** Stanchion for artwork/exhibit protection
- Freestanding
- Dimensions** 400mm high x 232mm diameter base
- Material** Powder coated mild steel or brushed stainless steel
- Finish**
- Customisation** Available in bespoke heights and RAL colours



CODE:
B1000

Scan for
more info:



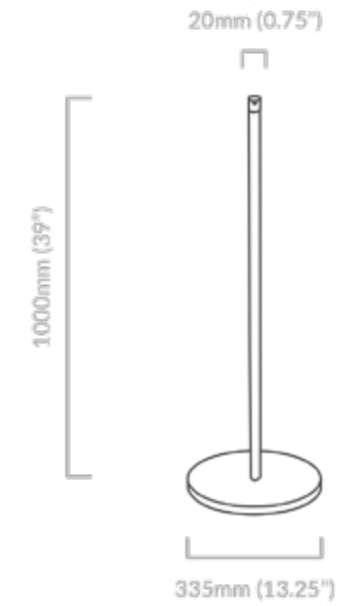
Musee d'Orsay, Paris, France.



The Met, New York, USA.

**PRODUCT SPECIFICATION -
FREESTANDING BARRIER 1000MM**

- Function** Stanchion for artwork/exhibit protection
- Freestanding
- Dimensions** 1000mm high x 335mm diameter base
- Material** Powder coated mild steel or brushed stainless steel
- Finish**
- Customisation** Available in bespoke heights and RAL colours



CODE:
B1100

Scan for
more info:



Porsche Museum, Stuttgart, Germany.



Le Louvre, Paris, France.

SURFACE MOUNTED BARRIER

Just like all of our barriers, the neutral finish and simple clean lines of the Surface Mounted Barrier sit comfortably within the museum and gallery environment, gently reminding the public of its presence without clashing with the display or decor.

A fixed position barrier, installation of the Surface Mounted version of our barrier system

is very straight forward; simply screw the base plate to the floor or plinth. These fixings are then hidden by a cover plate that fits over the post that supports the Elasticated Cord. The cord defines restricted access, but gives to the touch thus avoiding tripping or injury.

CODE:
B3000

Scan for
more info:



PRODUCT SPECIFICATION

Function	Stanchion for artwork/exhibit protection - Fixed position
Dimensions	385mm high x 100mm diameter base
Material	Powder coated mild steel or brushed stainless steel
Finishes	
Bespoke Options	Available in bespoke heights and RAL colours



High Museum of Art, Atlanta, USA.



FLOOR SOCKET BARRIER

Providing our most discreet protection for artworks, the stone Floor Socket Barrier is installed into the floor surface and ideal for permanent displays.

It has an upright that fits snugly into a small stainless steel floor socket at the bottom, and supports the Elasticated Cord at the top.

The socket has a lip of just 2.5mm making this a very discrete installation. If required the uprights can be removed and the floor socket filled with a flush fitting plug that leaves a smooth, trip-free stainless circle of just 25mm. Please contact us for blanking plugs.

CODE:
B2100

Scan for
more info:

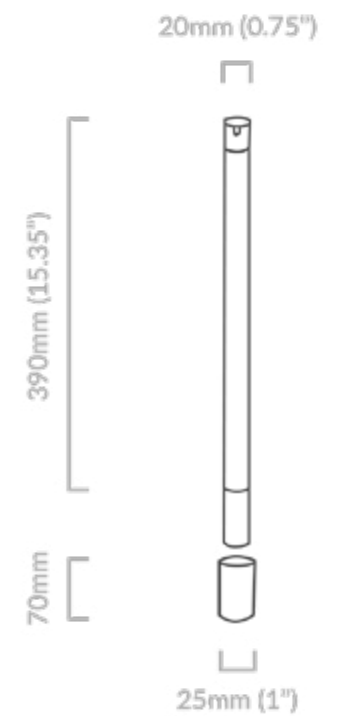


PRODUCT SPECIFICATION

Function	Stanchion for artwork/exhibit protection - Fixed position.
Dimensions	385mm high x 25mm diameter socket
Material	Powder coated mild steel or brushed stainless steel
Finish	
Customise	Available in bespoke heights and RAL colours



Ardabil Carpet Exhibition, V&A, London.



ESSENTIALS FREESTANDING BARRIER

Redrawing The Line: Absolute have developed the Essentials Freestanding Barrier in 400mm or 900mm height, which comes as a kit complete with 2.5 metres of Grey Elasticated Cord per barrier, and features a patented 'self grip top' design that makes assembly and adjustment effortless.

This barrier's clean design is a stylish solution for budget conscious projects. It's finished in Dove White, which blends comfortably into a wide variety of settings and features non-slip pads that will ensure it stays put and leaves no marks.

It's neutral finish and clean lines sit comfortably within the museum and gallery environment, as well as corporate, retail and civic facilities.

An Elasticated Cord connects the barriers and draws a straight line in the air, blending with the architecture and ensuring that the artwork is the object of attention.

FEATURED ————— Museum of Somerset, UK.



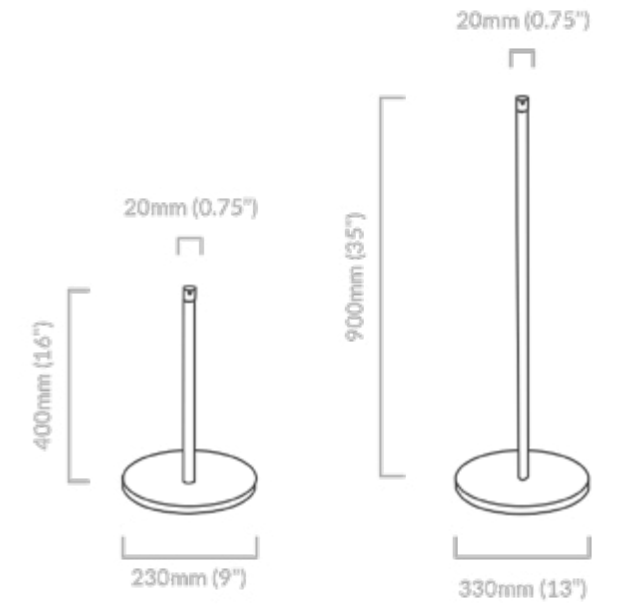
PRODUCT SPECIFICATION - ESSENTIALS FREESTANDING BARRIER 400MM/900MM

Function	Stanchion for artwork/exhibit protection - Freestanding
Dimensions	400mm high x 230mm diameter base, or 900mm high x 330mm diameter base
Material	Powder coated mild steel
Finish	○

CODE:
B100ETG
Scan for
more info:



CODE:
B1100ETG
Scan for
more info:



ESSENTIALS SURFACE MOUNTED BARRIER

The Essentials Surface Mounted Barrier 400mm comes as a kit, complete with 2.5 metres of Grey Elasticated Cord per barrier, and features a patented 'self grip top' design that makes assembly and adjustments effortless.

This barrier's clean design is a stylish solution for budget conscious projects. It's finished in Dove White that will blend in comfortably in a wide variety of settings.

Its neutral finish and clean lines sit comfortably within the museum and gallery environment, as well as corporate, retail and civic facilities. Elasticated Cord connects the barriers and draws a straight line in the air, blending with the architecture and ensuring that the artwork is the object of attention.

To finish your display, our Essential Barrier has modular accessories such as Wall Terminators that allow clean tie-backs directly to the wall.



PRODUCT SPECIFICATION

Function	Stanchion for artwork/exhibit protection - Fixed position.
Dimensions	385mm high x 100mm diameter base
Material	Powder coated mild steel
Finish	<input type="radio"/>

CODE: B3000ETG

Scan for more info:



PROTECTIVE BARRIER ACCESSORIES



ELASTICATED CORD

CODE: B60

Compatible with all our barriers; the cord slots beneath the top cap and is pulled taught to create a neat line between the barriers, creating a discreet boundary.



WALL TERMINATOR

CODE: B4000

By inserting the Elasticated Cord, the Wall Terminator offers a neat, simple solution for finishing a run of barriers at a wall, or closing off an alcove or side room in a gallery.



TOP CAPS

CODE: B1210 / B1057

Spare Top Caps are available for all of our protective barriers, in all finishes. If you are unsure which you need please contact us.



SIGNAGE ADAPTOR

CODE: B2025

60° Signage Adaptor for all our 20mm diameter barriers, allows you to connect our label holders to display signage on top of a barrier upright.



LABEL HOLDER

CODE: L1510

Used in conjunction with the Signage Adaptor to display signage on a barrier upright, transforming barriers into a multi-functional information system.

VIEW ALL ACCESSORIES ONLINE

Our full collection of barrier accessories can be seen on our website.

To browse and shop all of our barrier accessories, please scan the QR code below.

SCAN



BESPOKE BARRIER SOLUTIONS

Where our standard size or finish options do not quite meet your specific requirements, or where a completely customised system is needed, we are able to design and manufacture bespoke barrier solutions.

Top Right: Fully custom rigid rail straight barrier with modular signage, for the V&A, London.

Bottom Left: Bespoke height Freestanding Barrier, for the V&A, London.

Bottom Right: Bespoke height Surface Mounted Barrier, for the Science Museum, London.

Far Right: Fully custom curved rigid rail barrier with modular signage, for the V&A, London.

BESPOKE



Scan for more info:



DIRECTIONAL BARRIERS

MANAGING VISITOR FLOW & QUEUING

Our sleek, subtle directional barriers offer the perfect solution to guide and manage visitors, suited for environments where a clean, high-end finish and subtlety of equipment is desired.

Our barriers are designed to suit different environments and types of flooring, as well as permanent or temporary placement. All of our barriers are multi-purpose and can be easily adapted to carry information via our Signage Plates, helping maximise budgets and minimise the need for extra equipment taking up floor space.

SOLUTIONS

Q Barrier Freestanding

Q Barrier Surface Mounted

Q Barrier Floor Socket

Barrier Accessories & Modular Signage Extras

Also see: Freestanding Barrier 1000mm, in the 'Protective Barriers' Section, page 15.



Designed to blend into any environment, the Q Barrier seamlessly integrates into the classic, reflective Hall of Mirrors at Chateau de Versailles, France.

Q BARRIER FREESTANDING

The Q Barrier Freestanding elegantly guides and directs visitors without clashing with the display or decor.

We designed this 'full height' barrier system to guide and manage visitors. It is ideally suited to creating flexible layouts for directing the flow of visitors at entrances to exhibits, for ticketing or handling large numbers. It is both a physical and visual message dictating

accessibility and ensuring that queuing is an orderly and defined process.

Modular signage options can be attached easily and securely to the barrier to assist with informing and directing visitors, and the Elasticated Cord offers an elevated, clean, modern alternative to the traditional droopy rope installations.

CODE:
B5010SS

Scan for
more info:

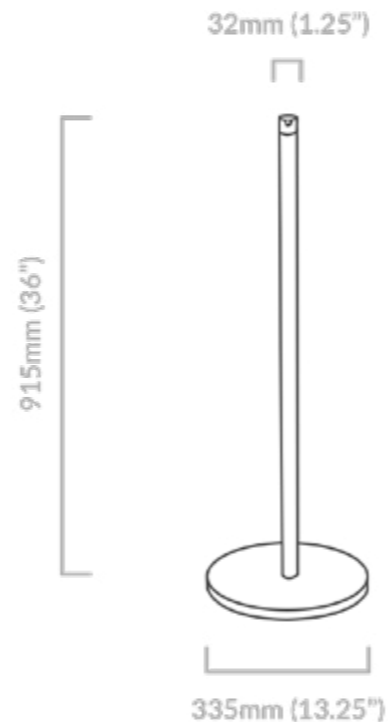


PRODUCT SPECIFICATION

Function	Stanchion for artwork/exhibit protection - Freestanding
Dimensions	915mm high x 335mm diameter base
Material	Brushed stainless steel
Finish	●



Museum de Toulouse, France.



Q BARRIER SURFACE MOUNTED

Simple, effective, and suited to more static layouts, the Q Barrier Surface Mounted post has a small base plate that is attached to the floor with four fixings (screws or expansion bolts) providing a rigid installation to support our discreet Elasticated Cord that offers an upgraded, modern alternative to the traditional droopy rope installations. A thin stainless steel cover then hides the fixings providing a clean uncluttered finish.

The proportions and detailing have been designed to complement museum and gallery environments with clean lines and neutral finishes. Our Signage Plate will attach easily and securely to the barrier using a Q Barrier Signage Adaptor to assist with informing and directing visitors.

CODE:
B5400SS

Scan for
more info:




PRODUCT SPECIFICATION

Function	Stanchion for artwork/exhibit protection - Freestanding
Dimensions	895mm high x 125mm diameter base
Material	Brushed stainless steel
Finish	●



Plymouth Museum, Devon, UK.



Q BARRIER FLOOR SOCKET

Designed for more permanent installations, the Q Barrier Floor Socket is ideally suited to directing the flow of visitors at entrances to exhibits, for ticketing areas, or where there is a requirement for people to wait in a queue.

It is both a clear physical and visual message dictating accessibility and ensuring that queuing is an orderly and defined process.

Suitable for static situations, the barrier post screws into a floor socket providing a rigid installation to support our discreet elasticated cord. As with the other Q Barrier variations, our signage adaptor can be used to create an informative visitor guidance system.

If required, the uprights can be removed and the floor socket filled with a flush fitting plug that leaves a smooth, trip-free stainless circle of just 45mm.

CODE:
B5100SSB

Scan for
more info:




PRODUCT SPECIFICATION

Function	Stanchion for artwork/exhibit protection - Freestanding
Dimensions	900mm high x 32mm diameter (100mm x 45mm socket)
Material	Brushed stainless steel
Finish	●
Code	B5100SSB



The Shard, London, UK.



DIRECTIONAL BARRIER ACCESSORIES



Q BARRIER FLOOR SOCKET BLANKING PLUG

CODE: B5254

Designed to be inserted into the socket when the Q Barrier upright is removed, creating a flush, smooth finish with the floor.



BLANKING PLUG REMOVAL TOOL

CODE: B5250

Allows you to easily remove the Blanking Plug from the socket of the Q Barrier Floor Socket, so that you can insert the upright.



ELASTICATED CORD

CODE: B60

Compatible with all our barriers; the cord slots beneath the top cap and is pulled taught to create a neat line between the barriers, creating a discreet boundary.



SIGNAGE ADAPTOR

CODE: B5079SS

60 degree signage connector. Once in place, you can add one of our Signage Plates, A4 or A3, used in both portrait or landscape.



SIGNAGE PLATE

CODE: LS15

Used with a signage adaptor, The signage plate is a label Holder with end strips that secures graphics and allow switching between portrait or landscape orientations.

VIEW ALL ACCESSORIES ONLINE

Our full collection of barrier accessories can be seen on our website.

To browse and shop all of our barrier accessories, please scan the QR code below.

SCAN



LABELS & SIGNAGE

EXPLAIN EXHIBITS AND INFORM VISITORS

Educating and guiding visitors around your museum, gallery or venue is one of the most important aspects to think about. Our signage systems are industry standard, adapted to be slimmer, stronger and cost-effective.

In addition, our Label Holders and Signage Plates also adapt to fit our barrier systems, allowing for multi-purpose, modular systems that make better use of available budgets, offer the neatest possible finish and least equipment taking up space within the museum, gallery or venue.

SOLUTIONS

Label Holder

Freestanding Label Holder

Display Case Label Holder

Shelf Edge Label Holder

Pinnacle Label Holder

Information Stand

Reader Rail

Bespoke



Designed to provide a flexible, portable, elegant labelling solution, the Pinnacle Label Holder sits confidently and quietly here at the Museum of Somerset, UK.

LABEL HOLDER

The Label Holder, also known as a 'Caption Holder', is a museum & gallery industry standard, and this is one product that we haven't invented. Having said that, we have completely re-engineered it, to make it slimmer, stronger, and cost effective.

Suited to a variety of applications, although most widely used in museums & galleries, the Label Holder is equally at home in facilities as signage and wayfinding, as well as, high-end retail establishments for displaying price and product information.

The objective is to offer information in the simplest, least distracting manner possible, and the Label Holder does this by displaying information about the item or artwork in an easy to read and discreet manner. Close

enough to inform but not so close as to distract. The Label Holder works by sliding the cover to one side and inserting the paper 'label'.

The Label Holder has a thin extruded aluminium back-plate with a clear or low reflect acrylic cover. It comes with a single screw fixing (on the smaller sizes) to aid positioning and levelling on your surface. The Label Holder can also be used to add signage to our barrier systems, when used in conjunction with our Barrier Signage Adaptor.

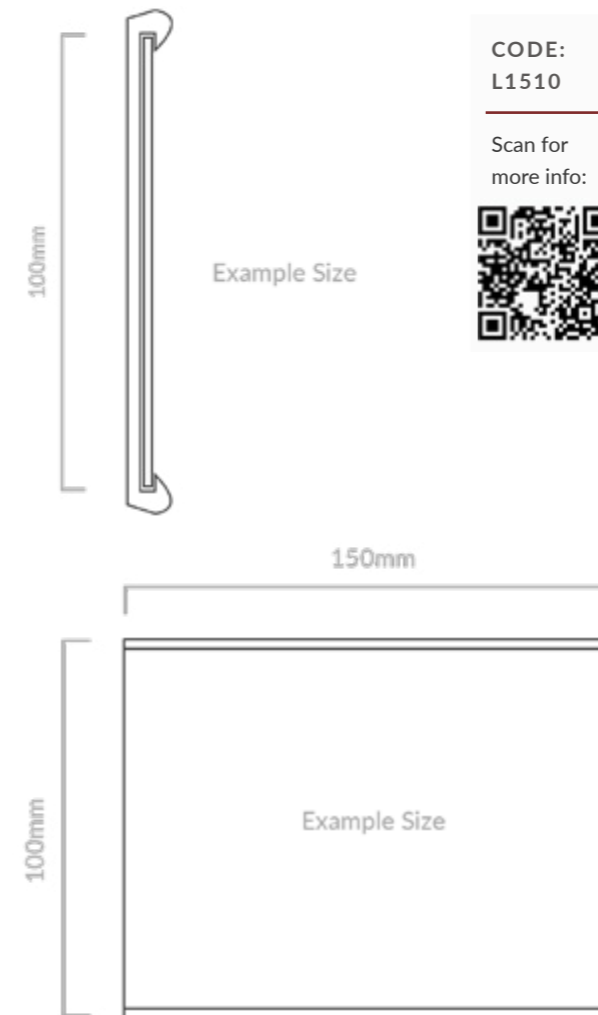
Designers Note: We always recommend using labels of a consistent width throughout a gallery space. This consistency helps minimise visual distraction and avoid the wall becoming cluttered.

FEATURED _____ High Museum of Art, Atlanta, USA.



PRODUCT SPECIFICATION - LABEL HOLDER

Function	Artwork label, fixed to wall, or used with our barriers
Dimensions	100x50mm (Landscape) 100x100mm (square) 150x100mm (landscape or portrait) 150x150mm (square) A5 210x150mm (landscape or portrait) A4 298x210mm (landscape or portrait)* A3 420x298mm (landscape)* US letter 8.5x11in (portrait)* US 14x11in (landscape)* US 17x11in (landscape)* *Note: The back plate is thicker for these sizes.
Material	Aluminium back plate, acrylic front cover (standard or low reflect options available)
Finish	●
Customise	Available in bespoke lengths and RAL colours



FREESTANDING LABEL HOLDER

A multi-functional, flexible way to display information near artworks or artifacts, the Freestanding Label Holder has a durable anodised finish and a thin extruded aluminium backplate with an acrylic cover. It has the advantage of being extremely slim, robust, cost effective and comes with a permanently attached aluminium foot.

Our flexible Freestanding Label Holder is equally at home in museums and galleries as it is in reception areas in commercial offices, hospitality environments and high-end retail establishments for displaying price and product information.

CODE:
LF11

Scan for
more info:

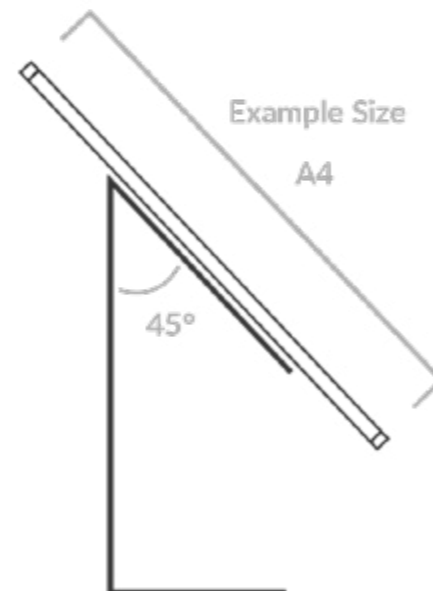


PRODUCT SPECIFICATION

Function	Freestanding Label/Caption Holder
Dimensions	Landscape and portrait options from 150x100mm up to A3 (full details on-line). Label angle 45°.
Material	Extruded aluminium back plate, attached aluminium foot and acrylic front cover.
Finish	●
Customise	Available in bespoke lengths and RAL colours



Museum of Somerset, Taunton, UK.



DISPLAY CASE LABEL HOLDER

The Display Case Label Holder is an industry standard that also works well outside display cases.

This is an extended, slightly lower version of our Freestanding Label Holder and has its own stand so that it presents information at a 45 degree angle.

Available in 100mm or 150mm extrusion heights, this label sits neatly at the front of a display and can provide an extensive amount of information about the items it narrates.

Being freestanding, this is a great label for both temporary and permanent displays.

CODE:
L110

Scan for
more info:

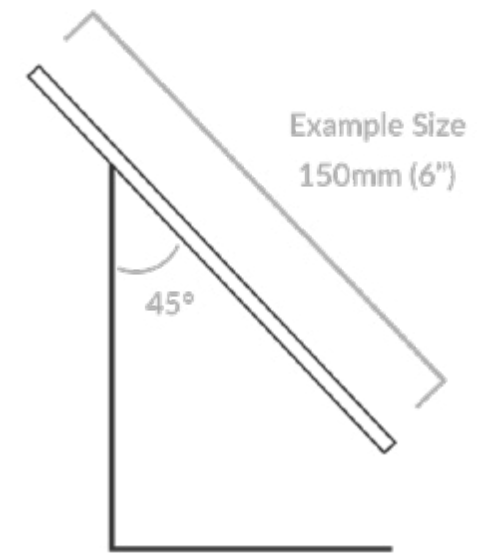


PRODUCT SPECIFICATION

Function	Freestanding Label/Caption Holder
Dimensions	100mm or 150mm height options, 600mm length as standard, bespoke lengths available up to 2400mm.
Material	Extruded aluminium back plate, attached aluminium foot and acrylic front cover.
Finish	●
Customise	Available in bespoke lengths and RAL colours



Westminster Cathedral, UK.



SHELF EDGE LABEL HOLDER

The Shelf Edge Label Holder is our solution for 'on-shelf' displays. This clean-lined Label Holder attaches to the front edge of a shelf (up to 10mm thick), moving all relevant information to a single linear format, protected with clear acrylic, leaving the shelf clear for a multi-artifact display, avoiding crowding.

Also available with self-adhesive tape for thicker shelves, and can be laid on its back on a shelf or stand for a subtly angled display.

Designers Note: This flush top design is available in 63mm (standard), or, with our new style shelf edge clip in 100mm, 150mm and 210mm height options (please contact us).

CODE:
L1300M

Scan for
more info:

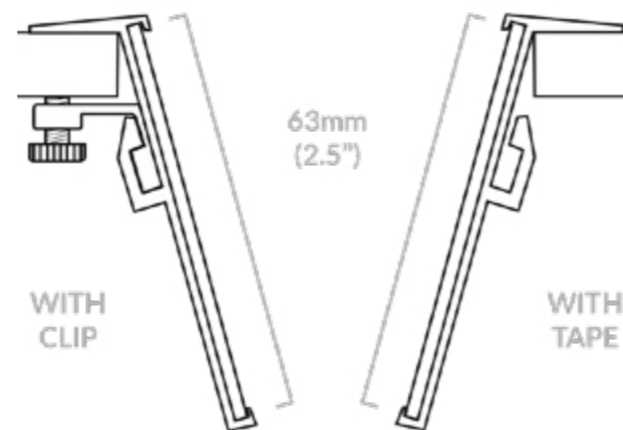


PRODUCT SPECIFICATION

- Function** Attached label/caption holder
- Dimensions** 63mm high as standard (other heights now available, see above) and any width up to 2400mm (cut to size to order). Clips accommodate 10mm shelf.
- Material** Aluminium extrusion, with low reflect acrylic cover.
- Finish** ●
- Customise** Available in bespoke lengths and RAL colours



Wedgewood Museum, Stoke on Trent, UK.



PINNACLE LABEL HOLDER

Display information in an easily accessible format, directly adjacent to the display. The Pinnacle's clean design consists of a Label Holder mounted at the top of a slim 12mm stainless steel rod at an easy to read angle of 45 degrees. This is mounted on a discrete stainless steel baseplate that provides all the necessary stability for your display.

The low reflect acrylic cover minimises any reflected glare from lighting. All Pinnacle components are modular so you can swap label holders and posts to suit your display.

New Update: Now available in wall mounted and plinth mounted options (without base). Please contact us for more information.

CODE:
LN17

Scan for
more info:

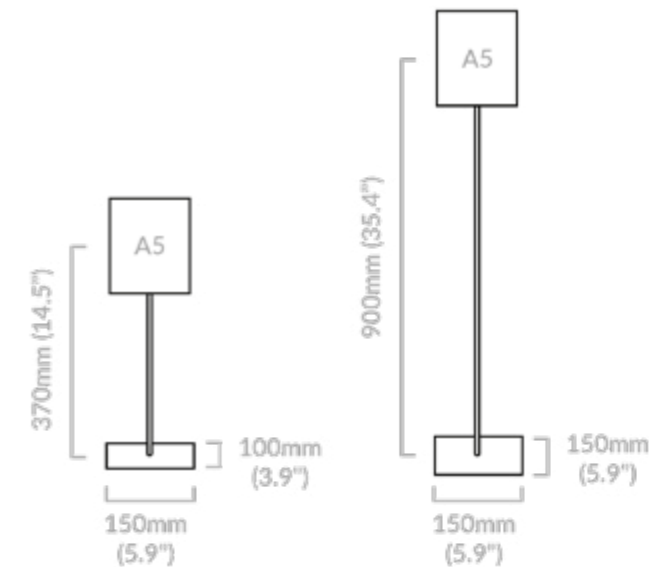


PRODUCT SPECIFICATION

- Function** Freestanding Label/Caption Holder
- Dimensions** Landscape and portrait options from 150x100mm up to 298mm (A4). Full details online.
- Material** Extruded aluminium label back plate, low reflect acrylic front cover, stainless steel rod and base plate.
- Finish** ●
- Customise** Available in bespoke heights, label sizes and RAL colours



National Army Museum, London, UK.



INFORMATION STAND

Clear, Portable Information: Our Information Stand is ideal for displaying directions, information or instructions at an easy to read 60 degree angle, designed to reduce glare from overhead lighting and improve accessibility for wheelchair users and younger visitors.

Adaptable Stand Display Format: The display can be either A4 or A3, with the ability to switch between portrait or landscape formats, mounted on an upright post with a stable base plate. Information is displayed with the protection of a clear acrylic cover in either standard or low reflect options.

CODE:
L143

Scan for
more info:

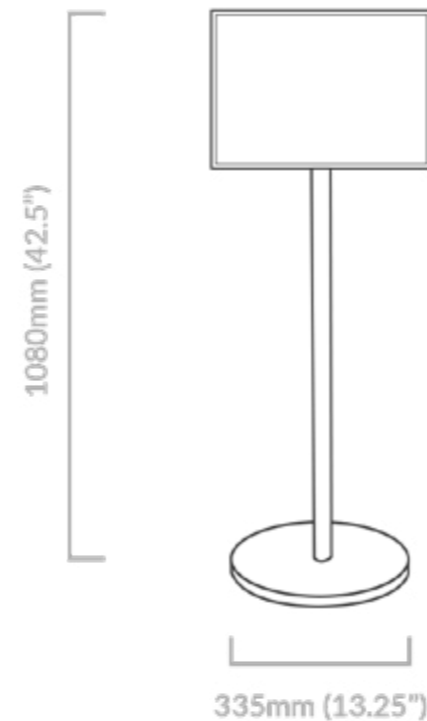


PRODUCT SPECIFICATION

- Function** Freestanding, portable signage holder
- Dimensions** 1120mm high (with A4 signage) x 32mm diameter upright and 335mm diameter base plate. Angle of display 60°, label size A4 or A3 (landscape or portrait)
- Material** Stainless steel or PPC grey (a hard wearing baked on finish)
- Finish**
- Customise** Available in bespoke RAL colours



Kimbell Art Museum, Fort Worth, USA.



READER RAIL

The Reader Rail is the perfect choice for installations where you need to display an extensive quantity of information together in a continuous format, that provides an accessible narrative style, with the opportunity and space for a vibrant mix of text and images.

It can also simultaneously serve to separate visitors from vulnerable displays or provide more information as part of a defined pathway.

The Freestanding display is presented on top of two or more stainless steel Information Stands at an angle of 60 degrees, so that it is visible to adults, children and wheelchair users alike, and minimises or eliminates reflected glare from overhead lighting. The artwork is also protected with a faceplate of clear, low reflect acrylic that comes ready fitted to the Reader Rail.

CODE:
L121

Scan for
more info:

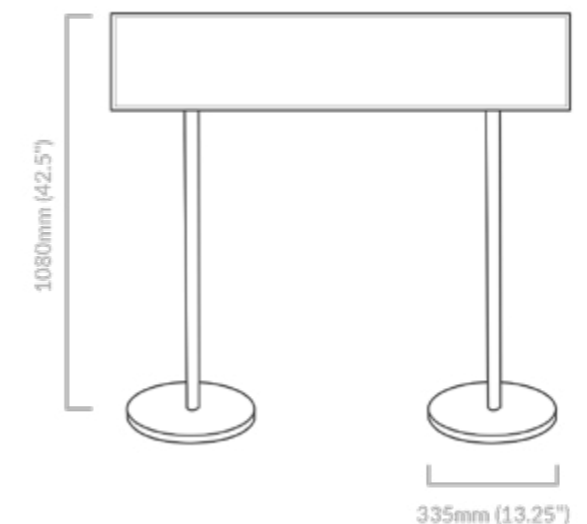


PRODUCT SPECIFICATION

- Function** Freestanding, portable signage holder
- Dimensions** Signage: 298mm (A4) or 11" (US Letter) height x 1220mm, 1830mm or 2440mm length (other lengths available). Stand: 1120mm high, 32mm uprights, 335mm base plates. Angle of display 60°.
- Material** Anodised aluminium signage, stainless steel uprights and base plates
- Finish**
- Customise** Available in bespoke RAL colours



Pearl Harbor Aviation Museum, USA.



BESPOKE LABELLING SOLUTIONS

Where standard size or finish options do not quite meet your specific requirements, or where a completely customised system is needed, we are able to design and manufacture bespoke label solutions.

Right: Bespoke powder coated Pinnacle Label Holders at the National Army Museum, London.

Bottom Left: Bespoke, Surface Mounted Reader Rail, powder coated in Black, at the American Heritage Museum, Massachusetts, USA.

Bottom Right: Bespoke powder coated Freestanding Label Holder in Black at Petworth House NT.

BESPOKE

Scan for
more info:



Our recently developed alternative clip for our Shelf Edge Label Holder, which means the Shelf Edge can now be made with almost any size label extrusion.

ART HANGING SYSTEMS

ARTWORK PRESENTATION & SECURITY

When it comes to artwork hanging systems, it is vital to choose the right option to suit the hanging conditions and artwork type. Whether your facility is a museum, gallery, commercial, hospitality or civic space, Absolute's key design objective for its collection of hanging systems is the same; To provide strong, discreet and flexible art wall management along with security and storage options to meet your specific needs.

We offer direct to wall art hangers, a range of track systems and back-of-house art storage accessories.

SOLUTIONS

Track (rail) Systems: Flush Mount Track, H Track, T Track, C Track

Panel Clip Hanging System

Hanging Sets (to work with the various hanging systems above)

Ryman Hanger Collection

Link Hanger

Chain Hanger

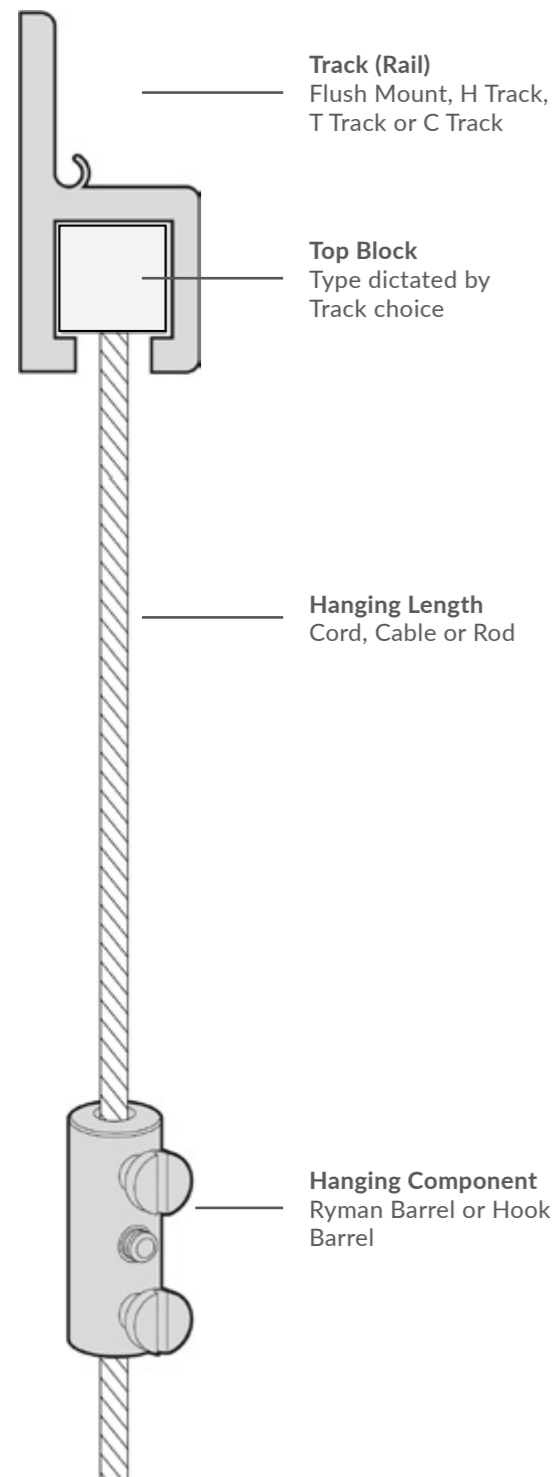
L Bracket

Storage Hook

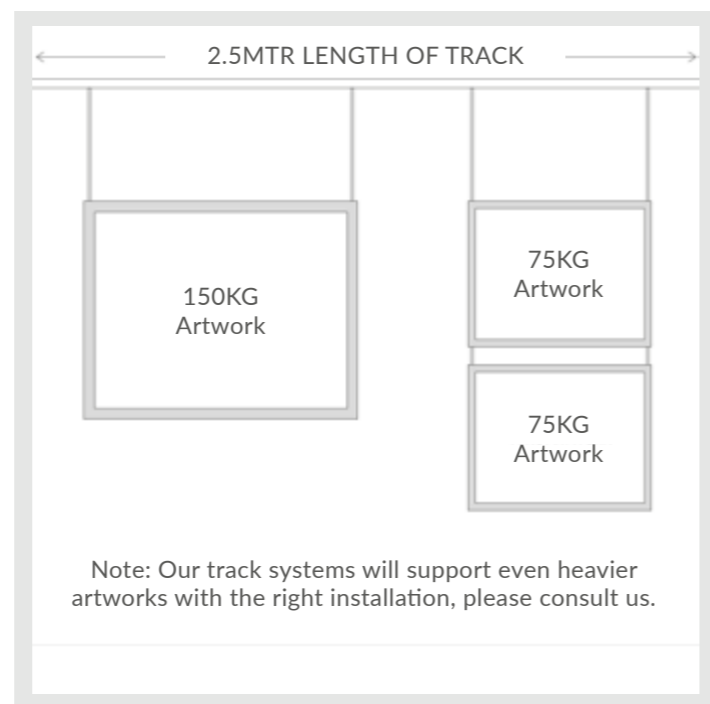


Flush Mount Track installed at the Design Museum, London. The flush finish and clean lines of the track form an architectural detail, and the ease of use offers great display flexibility and quick change overs for temporary exhibitions.

ART HANGING TRACK (RAIL) EXPLAINER



Above: H Track with cover, with one Hanging Set comprising of H Track Top Blocks, Stainless Steel Rods and Ryman Barrels. The artwork would attach to the Ryman Barrel via Ryman Hangers fixed to back of the art. Options and weight capacities explained further overleaf.



Above: Graphic demonstrating loading capacity options of our Track systems. This example applies to Flush Mount Track, H Track or T Track, with Stainless Steel Rod Hanging sets. Remember: our Track systems are strong, but only as strong as the sub-structure they are fixed to.

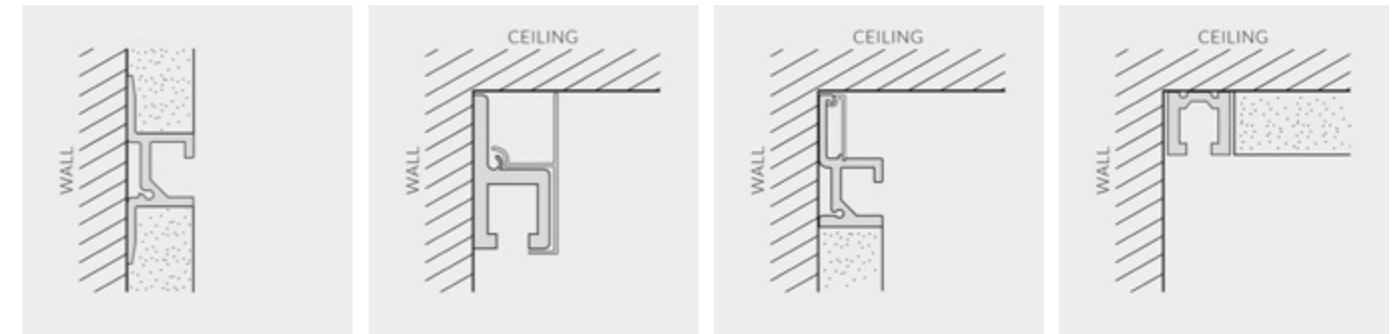
Above: Example Hanging System (Track and Hanging Set)

Note: A Hanging Set consist of 2 Top Blocks, 2 Hanging Lengths & 2 Hanging Components.

The Top Blocks are determined by the Track (Rail) type selected. You have a choice of Hanging Length and Artwork Connector type (further explanation overleaf).

ART HANGING TRACK (RAIL) EXPLAINER

01 | SELECT TRACK (RAIL)



FLUSH MOUNT TRACK
Built into wall during construction. Supports artworks up to 150kg each (or more with guidance)*.

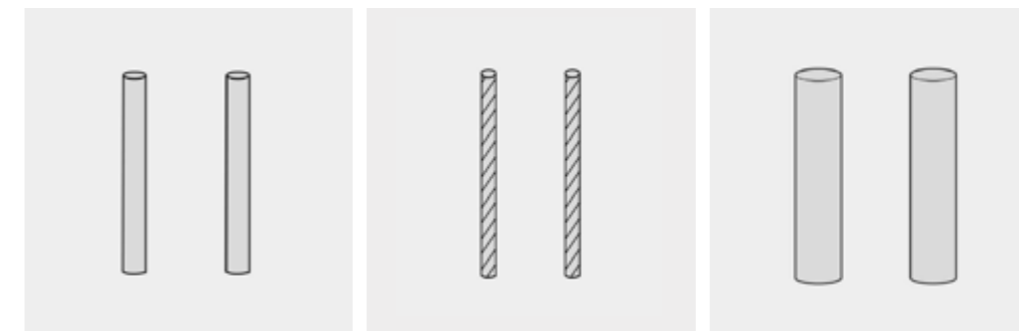
H TRACK
Fits to top of finished walls. Supports artworks up to 150kg each*.

T TRACK
Built into wall during construction or retrofit. Recess above wall panels. Supports artworks up to 150kg each*.

C TRACK
Built into ceiling during construction or can be retrofit. Supports artworks up to 15kg each*.

***WEIGHT CAPACITIES:** Our track systems are strong, but only as strong as the sub-structure they are fixed to. To support an individual artwork weighing up to the maximum stated above, track fixings must be at 300mm centres and fixed to a hardwood or plywood structure within the wall. An individual artwork must be hung on two suspended supports, allowing the weight to be equally distributed between the supports. **Heavier artworks can be supported, please contact us.**

02 | SELECT HANGING LENGTH (PART OF HANGING SET)



PERLON CORD
2mm diam, semi transparent. A pair supports individual artworks weighing up to 25kg.

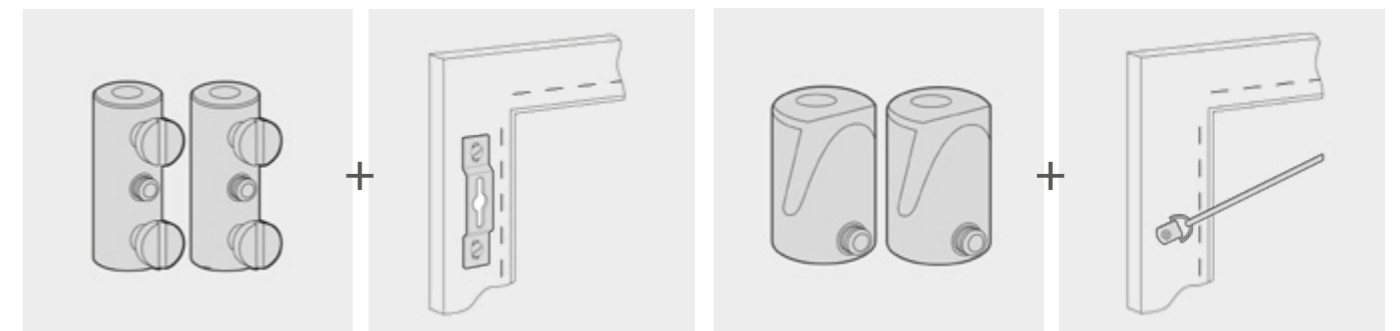
STAINLESS STEEL CABLE
1.5mm diam, Silver. A pair supports individual artworks weighing up to 60kg.

STAINLESS STEEL RODS
5mm diam, Silver or White. A pair supports individual artworks weighing up to 150kg.

Important: The track (and sub-structure it is fixed to) determines the overall weight carrying capacity, the hanging sets support. For example, adding Rods to C Track will NOT enable the track to carry more weight.

For advice regarding heavier artworks or any other queries, please contact us:
+44(0)1769 572389
sales@absoluteproduct.com
www.absoluteproduct.com

03 | SELECT ARTWORK CONNECTOR (PART OF HANGING SET)



RYMAN BARREL
Connects the hanging set to an Absolute Ryman Hanger (right) on back of frame.

RYMAN HANGER
Hangers fix to the back of artworks, and then hung on Ryman Barrels (left).

HOOK BARREL
Connects the hanging sets to an artwork that has its own cord/string at the back (right).

EXISTING CORD/STRING
At the back of an artwork, hung on the hook barrels (left).



Flush Mount Track installed at the Whisper Gallery, London. This image shows the discrete translucent Perlon Cord hanging length option in action.

FLUSH MOUNT TRACK (RAIL)

The Flush Mount Track is our strongest and most discreet wall-mounted track system that is installed as a recessed art rail at the construction phase of a project. In addition to being our most discreet track, it is also our strongest, with a narrow slot of just 8mm visible when the track is finished flush with the wall.

The Flush Mount Track should be considered and specified pre-construction as installation occurs just prior to plaster board or other wall liners.

The top blocks that sit in the channel of the track and connect to the hanging length are front loading and slot into place, making this a quick, easy and convenient track when installing and deinstalling artworks.

CODE:
H6100

Scan for
more info:

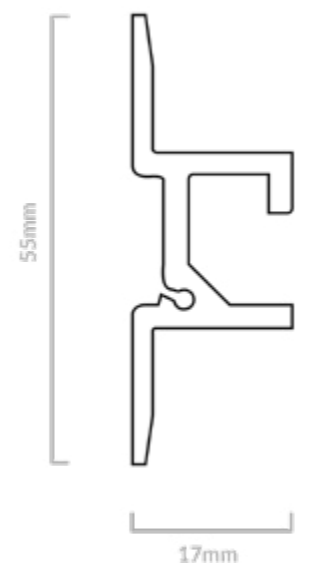


PRODUCT SPECIFICATION

- Function** Artwork hanging track (rail) system.
- Dimensions** 17mm width x 55mm vertical height. Sold in 2.5m lengths.
- Loading** Fixings must be into hardwood, plywood or metal for maximum support. The standard fixing (300mm) will support artworks up to 150kgs when hung on two suspended supports. Much heavier weights possible, please contact us.
- Material** Anodised aluminium extrusion (available in either Silver or powder coated White).
- Finish**
- Customise** Available in bespoke RAL colours.



The Design Museum, London, UK.



H TRACK (RAIL)

H Track is our best selling track system and is designed to be fitted to existing walls. When used in conjunction with H Track Cover and fixed at a high level, the H Track blends effortlessly with the ceiling junction or mouldings and provides a stable point from which to hang artworks without having to attach them directly to the wall, ideal for when an existing wall should not be drilled or marked when hanging, as well as where artworks are changed frequently for exhibitions.

This track is slim, discreet and strong, suitable for use in almost any setting from museums and galleries to large and small offices, private residences, hospitality venues and even historic palaces.

The top blocks are inserted through a mouth at the top making it extremely secure, particularly when rods are used.

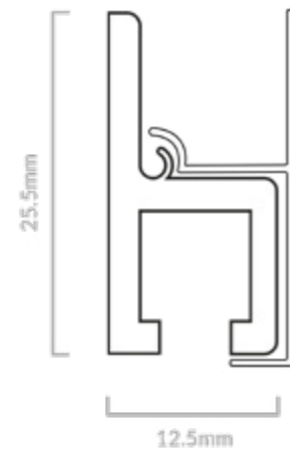
CODE:
H6000

Scan for
more info:



PRODUCT SPECIFICATION

- Function** Artwork hanging track (rail) system.
- Dimensions** 12.5mm width x 25.5mm vertical height.
Sold in 2.5m lengths.
- Loading** Fixings must be into hardwood for maximum support. The standard fixing (300mm) will support artworks up to 150kgs when hung on two suspended supports. Heavier loads possible, please contact us for advice.
- Material** Anodised aluminium extrusion (available in either Silver or powder coated White).
- Finish** ● ○
- Customise** Available in bespoke RAL colours.



Fulham Palace, London, UK.



H Track installed over a staircase suspending multiple artworks per hanging set, fixed just below the cornice, it blends neatly into the detailing, at the Barnstaple Museum, Devon, UK.

T TRACK (RAIL)

T Track is highly discreet, designed to be recessed above the wall liner and tight against the ceiling, or under a cornice. This provides an architectural transition that is flush with the lower wall.

T Track should be considered and specified pre-construction as installation considerations should occur prior to plaster board, other wall liners or cornice work. It can be fitted during construction, or a clean reveal can be

prepared for an after construction fit.

This track can also be built out to occur over deeper fabric wrapped or other material panels. We recommend the T Track Cover to ensure a clean finish.

The top blocks are front loading and slot into place, making this a quick, easy and convenient track when installing or changing artworks.


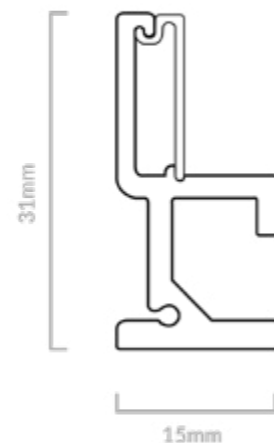
CODE:
H6200

Scan for
more info:



PRODUCT SPECIFICATION

- Function** Artwork hanging track (rail) system.
- Dimensions** 15mm width x 31mm vertical height.
Sold in 2.5m lengths
- Loading** Fixings must be into hardwood or metal for maximum support. The standard fixing (300mm) will support artworks up to 150kgs when hung on two suspended supports.
- Material** Anodised aluminium extrusion (available in either Silver or powder coated White).
- Finish** ● ○
- Customise** Available in bespoke RAL colours.



Recruitment company offices, Barbican, London, installed above fabric panels.

C TRACK (RAIL)

C Track is our solution for hanging artworks when you absolutely can't fix to the wall, for example when you need to protect wooden panelling. It is slim, just 16.5 mm wide, and provides a simple and clean fixing point to hang artworks from the ceiling.

For a flush finish, C Track installation detailing should occur whilst the ceiling is being designed, and installed during construction.

Alternatively, C Track can also be surface mounted as a project requires. Artworks can then be hung at any position along the track using a choice of translucent Cord, Stainless Steel Cable or Stainless Steel Rod.

As the track is installed into the ceiling, top blocks are inserted through a mouth opening on the underside of the track.


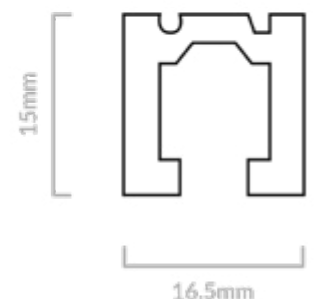
CODE:
H6300

Scan for
more info:



PRODUCT SPECIFICATION

- Function** Artwork hanging track (rail) system.
- Dimensions** 16.5mm width x 15mm vertical height.
Sold in 2.5m lengths.
- Loading** Fixings must be into hardwood or metal for maximum support. The standard fixing (300mm) will support artworks up to 15kgs when hung on two suspended supports. When fixed securely at 150mm centres, the track can support artworks up to 25kgs in weight when hung on two suspended supports.
- Material** Anodised aluminium extrusion (available in either Silver or powder coated White).
- Finish** ● ○
- Customise** Available in bespoke RAL colours



C Track in situ installed into a wooden ceiling.

PANEL CLIP HANGING SYSTEM

Drill-Free Hanging: Sold as a complete set, the Panel Clip Hanging System is for installations where the wall surface is clad with panels and has an accessible top edge. The Stainless Steel clips fit over the top of the panel and provide attachment points for our Hanging Sets. The clips have a neoprene pad on the inner surface that sits on the panel preventing sideways slip and cushioning the load.

Our Panel Clips Hanging System includes a pair of Panel Clips as well as a pair of Hanging Sets (hanging lengths, top blocks and fixings). You will need one set/ pair per artwork.

All accessories can also be purchased separately should you wish to hang more than one artwork per hanging length set. Pairs of Panel Clips are also available to purchase separately to the hanging sets.


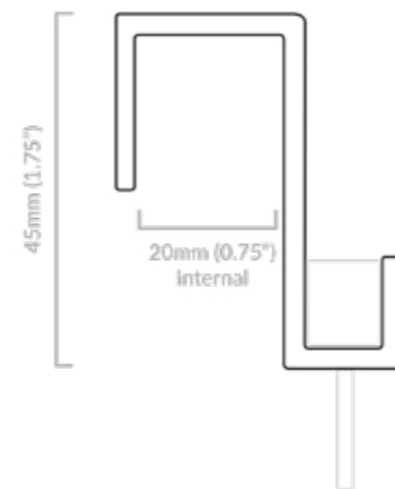
CODE:
H7015

Scan for
more info:



PRODUCT SPECIFICATION

Function	Artwork Hanging Solution
Dimensions	Internal mouth of 20mm, designed to fit a 19mm veneered panel. 45mm high x 15mm front.
Loading	Panel Clips will only support up to 50kg per artwork no matter the type of Hanging Set elements selected.
Material	Matt stainless steel, with a broad back and narrow (15 mm) visible front that can easily be painted to match your decor.



British Land Headquarters, London, UK.

TRACK (RAIL) HANGING SETS

Don't Forget, all of the hanging sets for each track type are available in Perlon Cord, Stainless Steel Cable or Stainless Steel Rod (pictured), and available with Ryman Barrel (pictured) or Hook Barrel hanging components that connect the hanging length to the back of the artwork. For a refresher, please see pages 42-43.



FLUSH MOUNT HANGING SET

CODE: H6115
The hanging set designed to work with our Flush Mount Track, the top block is predetermined, choice of hanging length type and connection component.



C TRACK HANGING SET

CODE: H6325
The hanging set designed to work with our C Track, the top block is predetermined, choice of hanging length type and connection component.



T TRACK HANGING SET

CODE: H6215
The hanging set designed to work with our T Track, the top block is predetermined, choice of hanging length type and connection component.



PANEL CLIP HANGING SET

CODE: H7015
A simple and effective solution for hanging artwork on an applied panel without marking the surface. Rod, Cable or Cord Options. See page 52.



H TRACK HANGING SET

CODE: H6015
The hanging set designed to work with our H Track, the top block is predetermined, choice of hanging length type and connection component.



ADDITIONAL HANGING COMPONENTS

CODE: H6501 (Ryman) H6502 (Hook)
The component that connects the hanging system to the back of your artwork, available to purchase in pairs, separately from the full sets.

Framed artworks installed directly onto the wall with Ryman Hangers and Spring Keepers, as well as Surface Mounted Barriers with Wall Terminator, at Tate Britain, London, UK.



RYMAN HANGER

RYMAN HANGER - SECURE, STRONG & MULTI-PURPOSE

Our most popular solution for hanging artworks, used by an international body of galleries large and small, such as the Tate galleries and MoMA, due to the options of security levels, strength and flexibility of use they provide for those handling artworks, meeting the needs of curators, technicians and conservators alike.


Rymans can be used when attaching directly to the wall, when hanging on our track systems and when hanging on Storage Hooks, meaning from storage to display only one attachment is required on the back of the frame, especially important when working with delicate frames or older artworks.

WEIGHT LOADING

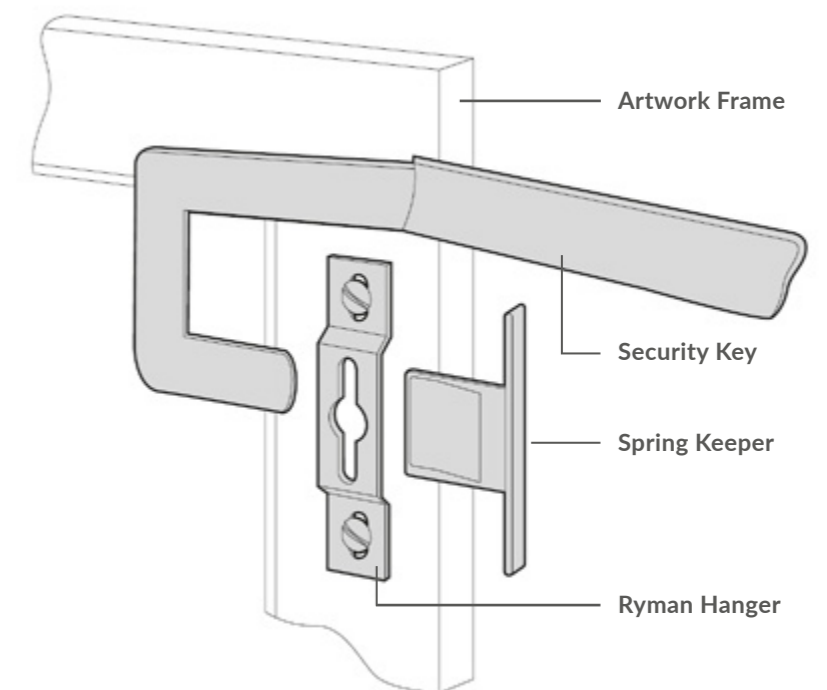
Our Ryman Hangers can support artworks up to the following weights: Small Ryman 25kg, Large Ryman 75kg, Extended Ryman 150kg (per pair). It is important to note that this relies on the frame being in good condition. Heavier artworks can be supported, please contact us.

The illustration right demonstrates how our Rymans work when used in conjunction with High Security Spring Keepers - the Keepers can only be removed when our Security Key is used. All Security Keys are numbered and logged.

The hole in the centre of the Ryman Hanger fits over a screw in the wall, the Ryman Barrel (if using our Track System), or our Storage Hooks (if using on a storage rack). You then gently lower the artwork and it is fixed in place in the upper narrow channel. You can then insert your Spring Keepers for added security.



Pictured above: Large Ryman Hanger with Ryman Secure Spring Keeper (mid-level security option) on the back of a frame.



RYMAN HANGER

The Ryman Hanger is our most popular solution for hanging artworks and is used by an international body of galleries, large and small including the Tate galleries and MoMA.

Designed primarily to attach artworks tight to the wall with no visible fixings, they are easy to install, enable adjustment, and have a choice of three levels of security: Standard, Secure, and High Security. The latter two (Secure and High Security) incorporate the use of

our Ryman Spring Keepers, which, once in place, prevent the artwork from being removed without the appropriate tool.

The Ryman Hanger is sold in pairs and is available in three sizes, able to support artworks of up to 150kgs, and can be used when mounting artworks directly to the wall, onto our track systems or onto storage screens, when used in conjunction with our Storage Hooks.

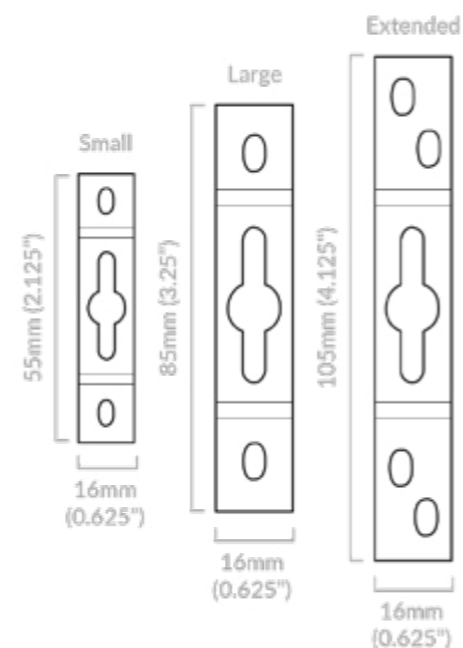
PRODUCT SPECIFICATION - RYMAN HANGER

Function	Artwork Hanger
Dimensions & loading	Small: 11mm x 55mm (tested for weights up to 25kg) Large: 16mm x 85mm (tested for weights up to 75kg) Extended: 16mm x 105mm (tested for weights up to 150kg). Far heavier weights can be supported, please contact us for a consultation.
Material	Stainless Steel grade 304
Finish	●



CODE:
H1051

Scan for
more info:



RYMAN HANGER COLLECTION



RYMAN SECURE SET

CODE: H100
Mid-level security option, Ryman Hangers with Secure Spring Keepers.



RYMAN HIGH SECURITY SET

CODE: H111
Highest security option, Ryman Hangers with High Security Spring Keepers.




SPRING KEEPERS

CODE: H105
Secure or High Security Spring Keepers, available to purchase separately.



RYMAN TWEEZERS

CODE: H1400
Assists with the insertion & removal of the Ryman Secure Spring Keeper.



RYMAN SECURITY KEY

CODE: H1140
The only way to remove High Security Spring Keepers, is with this key.



STORAGE HOOKS

CODE: H1005
Used to hook artworks on storage screens. Work with our Ryman and Link Hangers.

BROWSE THE COMPLETE RYMAN COLLECTION ONLINE

To find out more about the Ryman Hanger and the Ryman collection please visit our website using the QR Code (right).



LINK HANGER

Strong, simple and secure, the Link Hanger is a very popular solution, used by museums and galleries large and small including the Tate galleries, for hanging larger works of art up to 150kg in weight, and has been designed to accommodate deeper rebated frames as well as flat backed frames.


Made up of three key parts; the wall plate, the frame plate and the link that joins the two, which provides an immensely strong support between wall and frame and

automatically bridges the gap that is so often found on older, heavy artworks with large frames.

The Link Hanger has a 'bronzed' finish that blends quietly with the shadows behind the artwork, and incorporates measures to improve security, allow for adjustment during installation or connect with storage options when not on display. Sold in pairs.

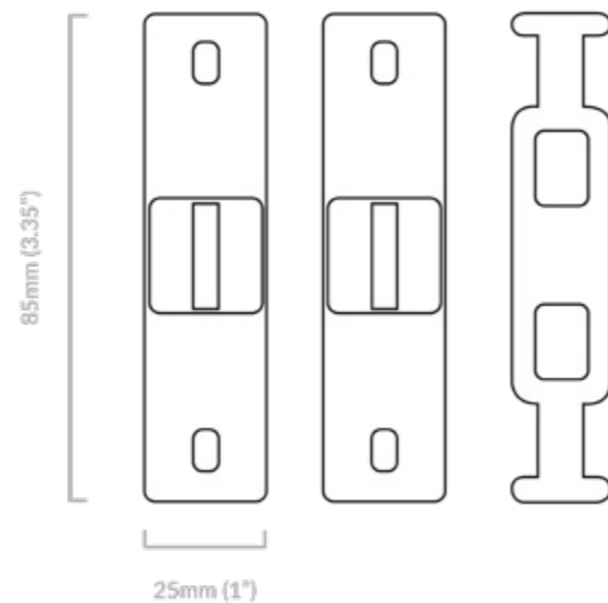



PRODUCT SPECIFICATION


Function	Artwork Hanger
Dimensions & loading	85mm high x 25mm wide. The 'link' measures 75mm from plate to plate. Hang artworks of up to 150kg.
Material	Steel with an electroplated 'bronze' finish
Finish	

CODE: H6300

Scan for more info:



Artwork on display, Turner Gallery, Tate Britain, London, hung using the Absolute Link Hanger.



CHAIN HANGER

The Chain Hanger is the perfect mechanism for hanging artwork from a chain, whether you are seeking a Victorian look or some extra security, as used in the Lord Chancellors apartments, Palace of Westminster.

The Chain Hanger is simply secured to the back of the artwork using the two adjustable screw slots. The artwork is then suspended from the chains by simply hooking into the appropriate links. Once the picture frame is levelled and centred, the artwork is securely

'locked' in place by closure of the hook using the supplied captivated allen screw.

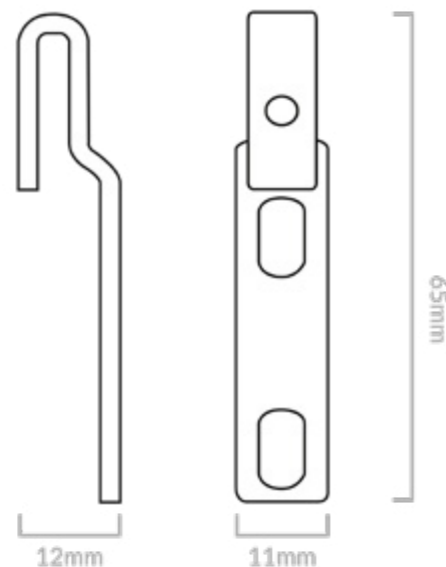
Small but strong: Our Chain Hangers follow the Absolute ethos of being well-designed, simple to install and as discreet as possible. The stainless steel construction means that a pair of Chain Hangers will safely support artworks up to 30kg in weight when installed using the appropriate fixings.

PRODUCT SPECIFICATION

Function	Artwork Hanger
Dimensions & loading	65mm in height, 11mm wide and 12mm deep. Hang artworks of up to 30kg.
Material	Stainless Steel
Finish	●

CODE: H5000

Scan for more info:



L BRACKET

The L Bracket is the recommended additional support for wide or very heavy paintings. Two or more of these brackets are used to form a ledge beneath the artwork, which supports the bottom section of particularly heavy or wide paintings, thereby removing the strain from the corner joints.

The L Bracket is particularly useful for hanging heavily glazed works. When the weight of the artwork is supported by the L bracket it is then secured against the wall with Ryman Hangers.

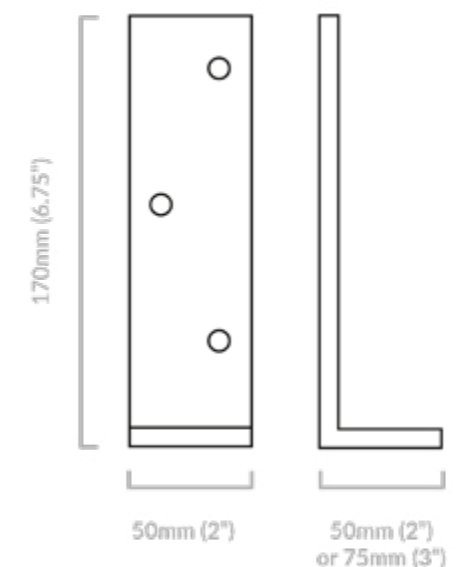
We recommend using the L Bracket in conjunction with our Ryman Hangers. Dependant on the wall structure and fixings used, the L Bracket can provide additional support for artworks up to 500kgs. Please contact us for advice when hanging particularly large or heavy artworks.

PRODUCT SPECIFICATION

Function	Artwork Hanger
Dimensions & loading	170mm high x 50mm wide with a 50mm or 75mm projection. Provides additional support for artworks up to 500kg (dependant on wall structure and fixings)
Material	5mm thick stainless steel with a neoprene pad on the ledge to provide grip for the artwork.
Finish	●

CODE: H3100

Scan for more info:



STORAGE HOOK

Our Storage Hooks are a neat and straight forward solution that connect into our various hanging fittings, including the Ryman Hanger or Link Hanger.

The Storage Hook allows you to hook your artwork onto storage screens. Its is extremely simple to use and does away with the need to screw yet another fitting to your artwork. This means that one fitting on the back of your

frame came be used for storage and display, something that conservators value particularly when working to preserve the integrity of old or fragile artworks.

Two Storage Hooks should be used per artwork, and they are sold in pairs.

CODE:
H1005

Scan for
more info:




PRODUCT SPECIFICATION

Function	Artwork Hanger for storage racks.
Dimensions & loading	Approx. 150mm high Dimensions vary depending on the type selected.
Material	Stainless steel with a matt grey finish
Finish	●




Artwork Storage, Imperial War Museum, London, UK.



Absolute Ryman Hangers with Spring Keepers in use at Tate Britain, London.

Notes



Don't Forget, We Are Here to Help

Having worked closely with museum and gallery professionals, architects, designers and installers over three decades on projects large and small, we have a wealth of expertise that we would be delighted to share with you if you would like any help or advice.

+44(0)1769 572389
sales@absoluteproduct.com
www.absoluteproduct.com



absolute^{3d}[®]
museum grade products

HERE TO ASSIST AND ADVISE YOU

Whether you are working on a new build project, a gallery re-fit, a new exhibition, redesigning your visitor flow or direction, a commercial project, or even a private collection, we have a wealth of experience and can offer advice at any stage of your work, please do get in touch to speak with one of our advisors today.

t: +44 (0)1769 572389

e: sales@absoluteproduct.com

w: www.absoluteproduct.com